



EXLED-RW



EXLED-RW-RC



Listed

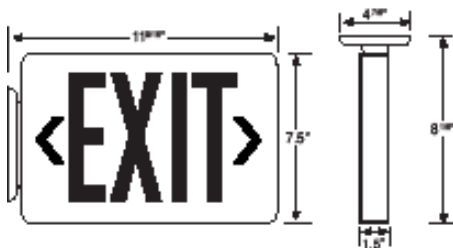
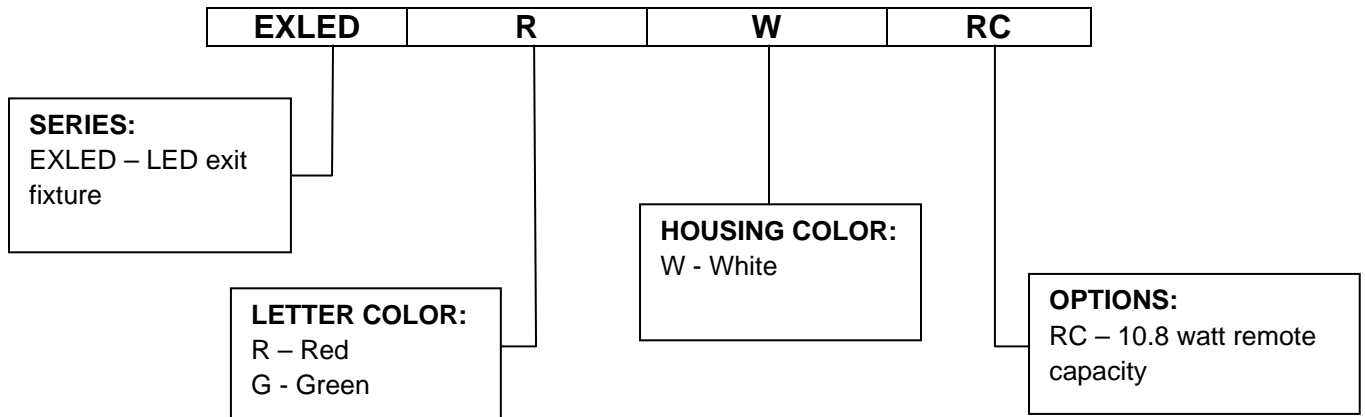
INTENDED USE

- Ideal for all applications where a slim and low profile exit fixture is needed. The unit provides LED illumination for excellent energy savings.

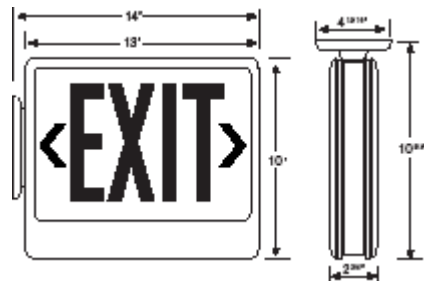
FEATURES

- Completely self-contained/ Fully automatic operation
- Compact, low-profile design in neutral finish
- Push-to-test switch
- Automatic, low-voltage disconnect
- 120 or 277 VAC operation with a NI-CAD battery provided for emergency power
- Injection-molded, V-O flame retardant, high impact thermoplastic housing
- Charge rate/power on LED indicator light
- Energy consumption of 3.2 watts for red letters and 3.8 watts for green letters
- LED lamp life of 25 years +
- Listed for damp location
- Universal mounting canopy for side or top installation
- Additional face provided for double sided requirements
- 5 year warranty

ORDERING INFORMATION



EXLED-RW



EXLED-RW-RC